

# Edge Meeting

PearsonLloyd



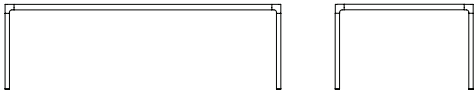
## Technical

At a depth of 1200mm, Edge meeting tables are more slender than the desks but share the same flexibility: Opt for stand-alone meeting tables or scale up to fit the space available. Add to starter sections to create meeting tables of varying lengths to suit anything from a compact meeting space to an expansive boardroom. Available in a wide choice of finishes, with inset or overlaid tops, whatever size you create, Edge meeting tables retain a gentle and refined simplicity that inspires collaboration.

### Materials

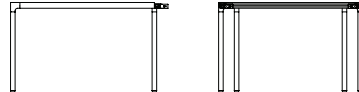

Top	Available in a selection of inset or overlaid top materials, see finishes.
Frame	Powder coated aluminium.
Legs	Powder coated steel with nylon adjustable glides.

## Edge Meeting



### Meeting - stand-alone

EDG007  
Width 2400  
Depth 1200  
Height 740

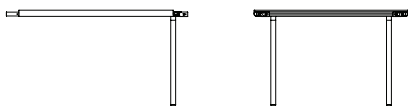



### Meeting - starter

EDG009  
Width 1200  
Depth 1200  
Height 740

EDG012  
Width 1400  
Depth 1200  
Height 740

EDG015  
Width 1600  
Depth 1200  
Height 740

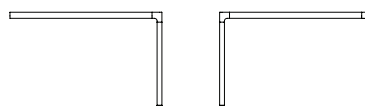



### Meeting - extension

EDG010  
Width 1200  
Depth 1200  
Height 740

EDG013  
Width 1400  
Depth 1200  
Height 740

EDG016  
Width 1600  
Depth 1200  
Height 740



### Meeting - end

EDG011  
Width 1200  
Depth 1200  
Height 740

EDG014  
Width 1400  
Depth 1200  
Height 740

EDG017  
Width 1600  
Depth 1200  
Height 740

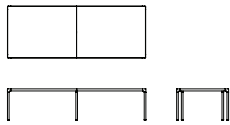
## Edge Meeting

### Configuration examples

#### Meeting 1600

EDG015 x1  
EDG017 x1

Width (mm) 3200  
Depth (mm) 1200  
Height (mm) 740

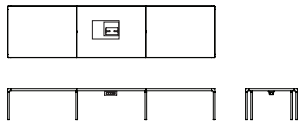


#### Meeting 1600

with power socket and  
table lid

EDG015 x1  
EDG016 x1  
EDG017 x1  
EDA001 x1  
EDA006 x1

Width (mm) 4800  
Depth (mm) 1200  
Height (mm) 740

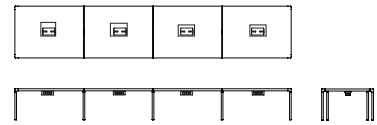


#### Meeting 1600

with x4 power socket  
and x4 table lid

EDG015 x1  
EDG016 x2  
EDG017 x1  
EDA001 x4  
EDA006 x4

Width (mm) 6400  
Depth (mm) 1200  
Height (mm) 740



## Finishes

The finishes shown are our standard finishes, if you wish to specify any finish other than these options please contact us to discuss your requirements. Please note that colours are for reference only.


Table tops may be either inset or overlaid.

### Top

White HPL on ply



White Egger PSense on MDF



White solid core



Black Egger PSense on MDF



Oak veneer on MDF / ply



Walnut veneer on MDF / ply



### Metalwork

RAL9016 Traffic white



RAL7021 Black grey



RAL7038 Agate grey

