

# Edge Low back

PearsonLloyd



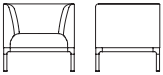
## Technical

Traditional hand crafted techniques combine with precision engineering to create a sofa with a softly curved aluminium frame and beautifully refined upholstery. Characterised by clean lines and pared back elegance, the Edge sofa is available as a bench, a chair and a two or three seat sofa with or without arms in a wide selection of fabrics and leathers.

### Materials

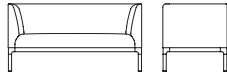
Frame (upholstery)	FSC ply, glued and screwed.
Foam	CME foam.
Frame	Powder coated aluminium.
Legs	Powder coated aluminium with nylon adjustable glides.
Upholstery	Available in a wide range of fabric and leathers or your own fabric. (COM)

## Edge Low back



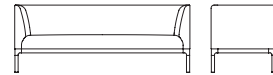
### Chair

EDU001  
Width 850  
Depth 770  
Height 808



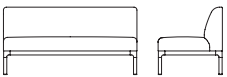

### Sofa - 2 seat

EDU002  
Width 1600  
Depth 770  
Height 808



### Sofa - 3 seat

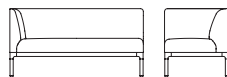

EDU003  
Width 2100  
Depth 770  
Height 808



### Sofa - bench

EDU004  
Width 1600  
Depth 770  
Height 808

EDU005  
Width 2100  
Depth 770  
Height 808



### Sofa - LH

EDU006L  
Width 1600  
Depth 770  
Height 808

EDU007L  
Width 2100  
Depth 770  
Height 808



### Sofa - RH

EDU006R  
Width 1600  
Depth 770  
Height 808

EDU007R  
Width 2100  
Depth 770  
Height 808



### Bench

EDU008  
Width 1600  
Depth 770  
Height 453

EDU009  
Width 2100  
Depth 770  
Height 453

---

## Finishes

The finishes shown are our standard finishes, if you wish to specify any finish other than these options please contact us to discuss your requirements. Please note that colours are for reference only.

## Metalwork

RAL9016 Traffic white



RAL7021 Black grey



RAL7038 Agate grey

