

April System

Sir Kenneth Grange &
Jack Smith



Technical

The April System is a modular sofa system that offers complete flexibility of form and function. From simple straights to sinuous, flowing curves, the April System can be linear, structured and formal or intimate and inclusive. Whether dividing up large public areas or creatively separating space, this modular system is unexpectedly feminine, with a refined sculptural elegance, slender silhouette and incredible attention to detail that elevates it above the ordinary.


Materials

| | |
|------------|---|
| Frame | FSC ply, glued and screwed |
| Foam | CME Foam |
| Leg | Die cast aluminium available in a polished or powder coated finish in RAL 9016 Traffic White or RAL 7021 Black Grey c/w nylon glide |
| Cage Leg | Solid Oak, clear lacquered finish |
| Upholstery | Available in a wide range of fabrics and leathers or your own fabric (COM) |

April Sofa end arm on left

APR007


Height (mm) 710/430
Width (mm) 1100
Depth (mm) 710



April Sofa end arm on right

APR008


Height (mm) 710/430
Width (mm) 1100
Depth (mm) 710



April Sofa 900 Straight

APR009


Height (mm) 710/430
Width (mm) 900
Depth (mm) 710



April Sofa 1800 Straight

APR010

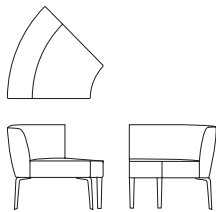
Height (mm) 710/430
Width (mm) 1800
Depth (mm) 710



April Sofa 45°

APR011

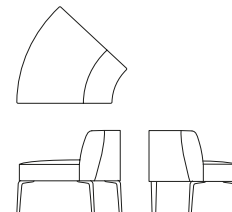
Height (mm) 710/430
Width (mm) 830
Depth (mm) 785



April Sofa 45° Return

APR012


Height (mm) 710/430
Width (mm) 830
Depth (mm) 785



April Sofa 90°

APR013


Height (mm) 710/430
Width (mm) 1100
Depth (mm) 1100



April Sofa 90° Return

APR014


Height (mm) 710/430
Width (mm) 1100
Depth (mm) 1100



April Sofa 135°

APR015

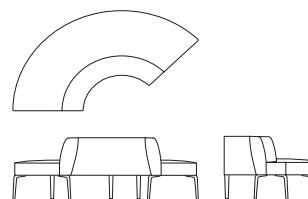
Height (mm) 710/430
Width (mm) 1860
Depth (mm) 1100



**April Sofa 135°
Return**

APR016


Height (mm) 710/430
Width (mm) 1860
Depth (mm) 1100



**April Sofa 1800
arm on left**

APR017


Height (mm) 710/430
Width (mm) 1800
Depth (mm) 1100



**April Sofa 1800
arm on right**

APR018


Height (mm) 710/430
Width (mm) 1800
Depth (mm) 710



April Sofa 45° left

APR019


Height (mm) 710/430
Width (mm) 900
Depth (mm) 1100



April Sofa 45° right

APR020

Height (mm) 710/430
Width (mm) 900
Depth (mm) 1100

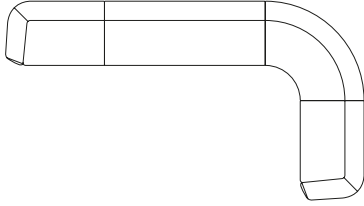


Configuration Examples

90° System

APR007 1off
APR008 1off
APR010 1off
APR013 1off

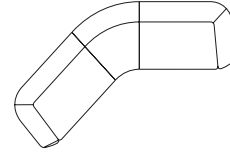
Height (mm) 700/430
Width (mm) 4000
Depth (mm) 2200



45° System

APR007 1off
APR008 1off
APR011 1off

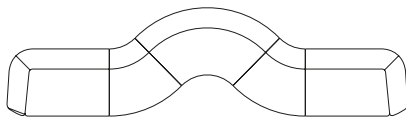
Height (mm) 700/430
Width (mm) 2550
Depth (mm) 1530



45° Reverse System

APR007 1off
APR008 1off
APR012 2off
APR013 1off

Height (mm) 700/430
Width (mm) 4320
Depth (mm) 1150



Finishes

The finishes shown are our standard finishes, if you wish to specify any finish other than these options please contact us to discuss your requirements. Please note that colours are for reference only.

Wooden Legs

Oak



Black Stained Oak




Cast Aluminium Legs

Polished Aluminium



RAL9016 Traffic White



RAL7021 Black Grey

